



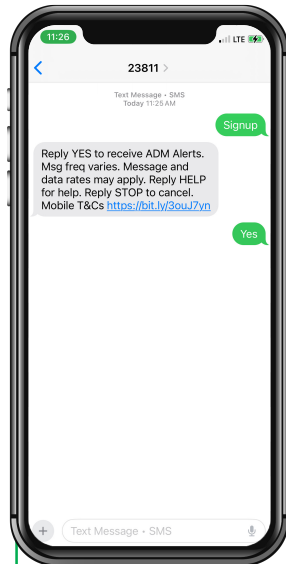
How to Receive ADM Alerts Text Messages

You can sign up to receive automatic updates on commodity prices, bids, facility unload hours, and more from your preferred ADM location(s). For any questions, reach out to your ADM representative.



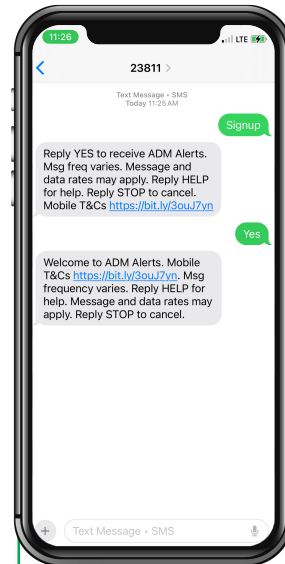
STEP 1

Text the word SIGNUP to phone number
US: 23811
Canada: 333444



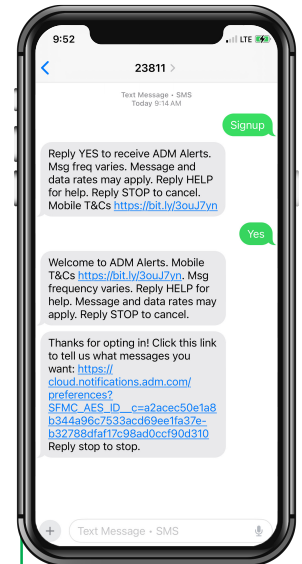
STEP 2

After you receive a text response, reply YES.



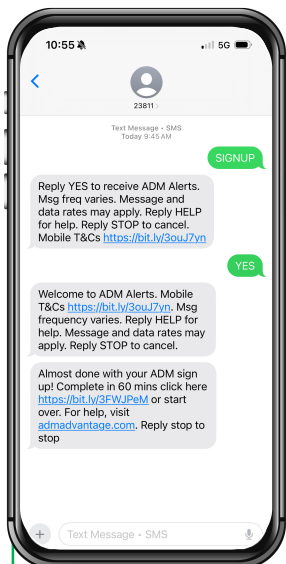
STEP 3

You'll receive a text confirming your opt-in.
**The next step can take up to 60 min to receive.*



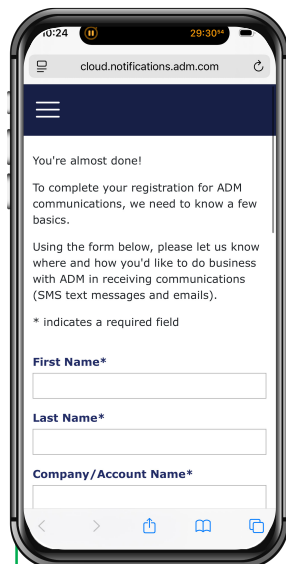
STEP 4a

If we have a matching phone number, you'll receive this reply. Skip to Step 8.



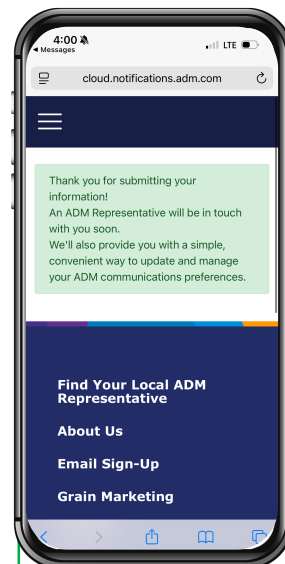
STEP 4b

Otherwise, complete this form in 60 min to successfully opt in.



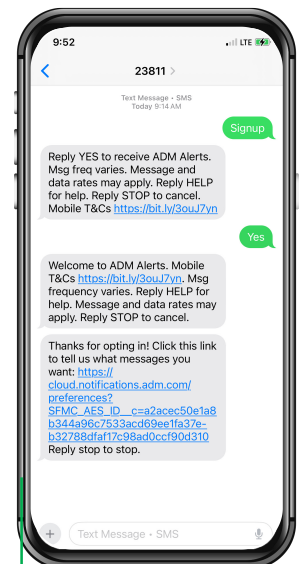
STEP 5

Enter the contact info you'd like to get notifications at.



STEP 6

If we have a match, you'll see a success message.



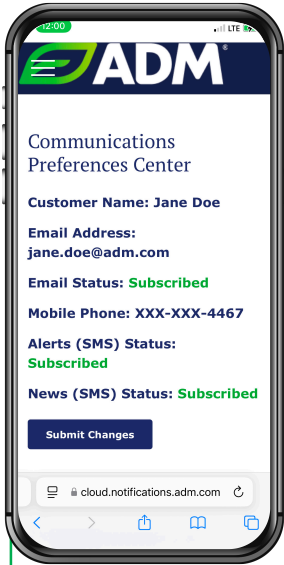
STEP 7

You'll then get a link to the Preference Center.



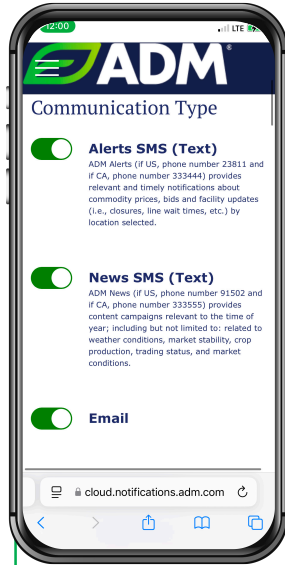
How to Receive ADM Alerts Text Messages

You can sign up to receive automatic updates on commodity prices, bids, facility unload hours, and more from your preferred ADM location(s). For any questions, reach out to your ADM representative.



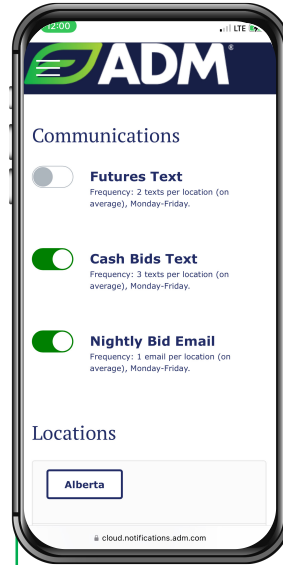
STEP 8

Review your opt-in email and last 4 of phone number.



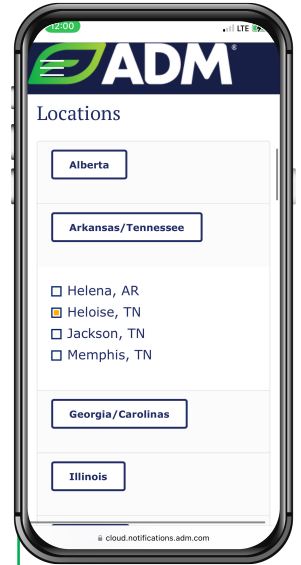
STEP 9

Select your communication type preferences.



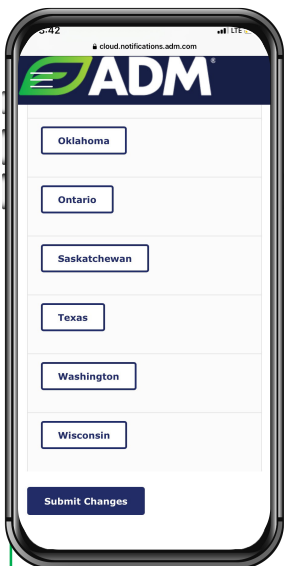
STEP 10

Select what communications alerts you'd like to receive.

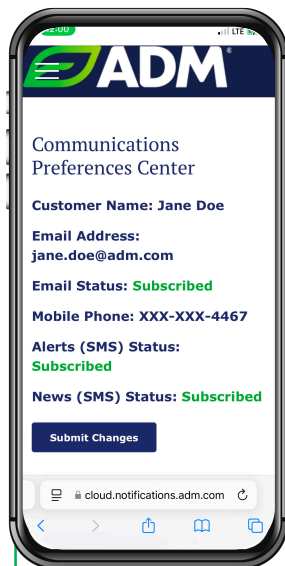


STEP 11

Select your preferred location(s) you want alerts from.

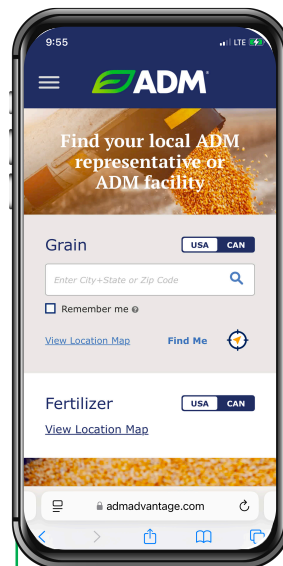


Scroll to the bottom of the page and submit your preferences.



STEP 13

Review your status. "subscribed" means you were successful.



STEP 14

If you have questions, you can contact an ADM rep at admadvantage.com/contact-us/