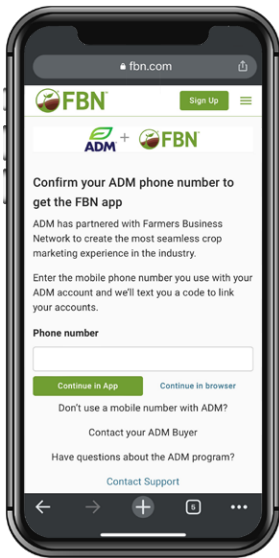



# How to Link Your ADM Account to FBN



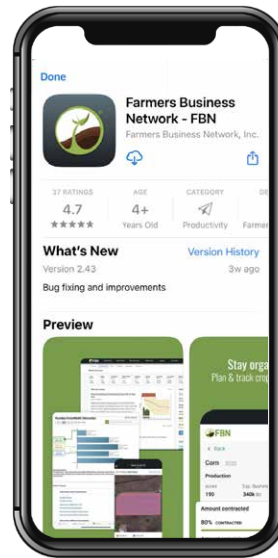
## STEP 1

Go to [fbn.com/adm](https://fbn.com/adm). Enter your mobile phone number, then click "Continue in App".



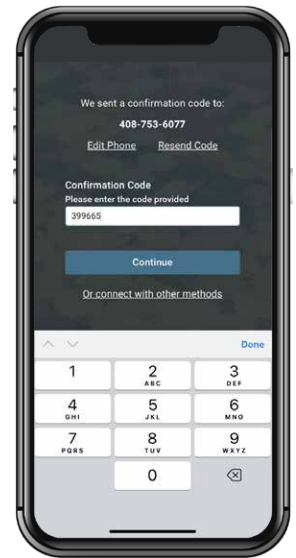
## STEP 2

Tap the button and download the app in the app store.



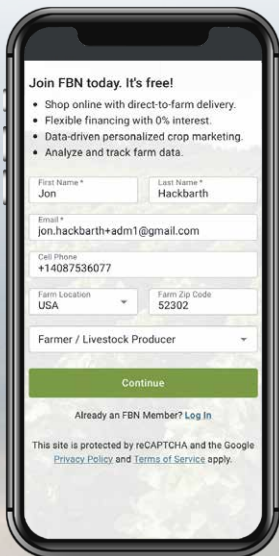
## STEP 3

Download the FBN app.



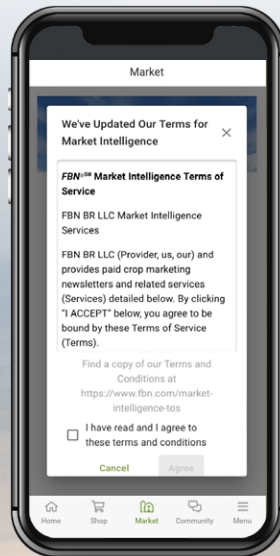
## STEP 4

Enter the confirmation code you receive via text.



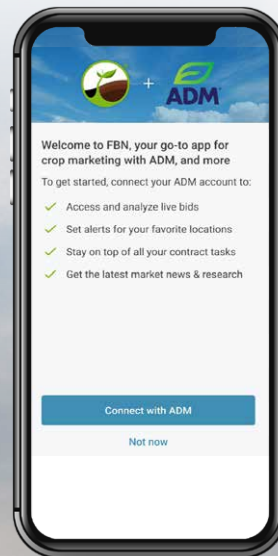
## STEP 5

Enter your info to set up an FBN account.



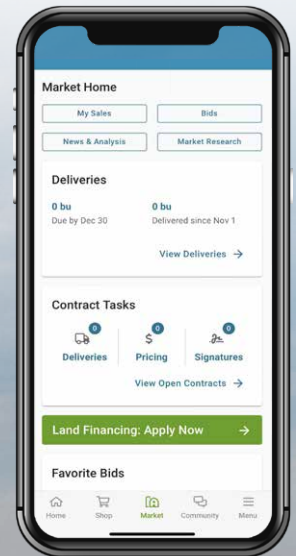
## STEP 6

Review and approve the Terms for Market Intelligence.



## STEP 7

You'll receive this screen to officially connect your account.



## STEP 8

That's it! Your ADM account info will appear in the app.