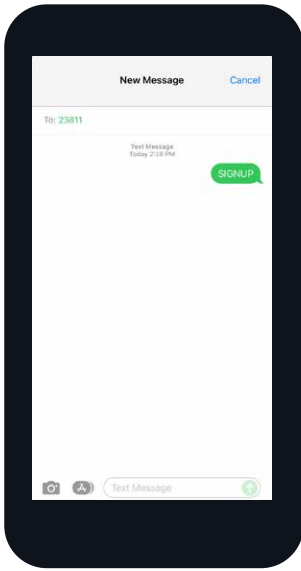




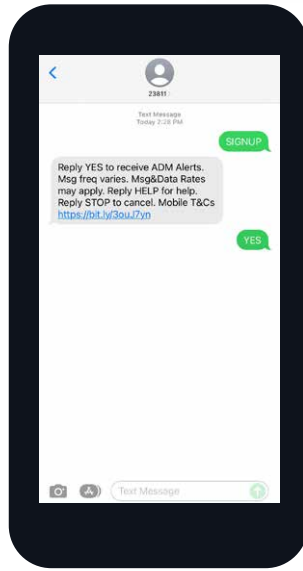
How to Receive ADM Alerts Text Messages

You can receive automatic updates on commodity prices, bids, offers, and facility updates from your preferred ADM location(s). Follow these steps:



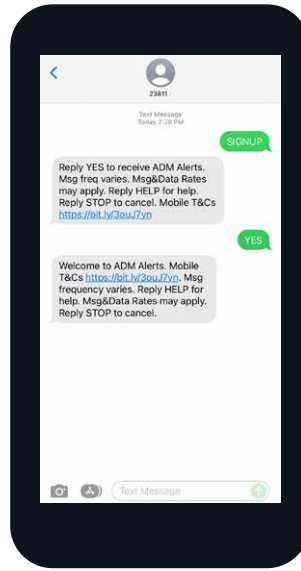
STEP 1

Text the word SIGNUP to phone number 23811.



STEP 2

After you receive a text response, reply YES.



STEP 3

You'll receive a welcome text confirming your opt-in.

Welcome to ADM Alerts. Mobile T&Cs <https://bit.ly/3ouJ7yn>. Msg freq varies. Reply HELP for help. Reply STOP to cancel. Mobile T&Cs <https://bit.ly/3ouJ7yn>.

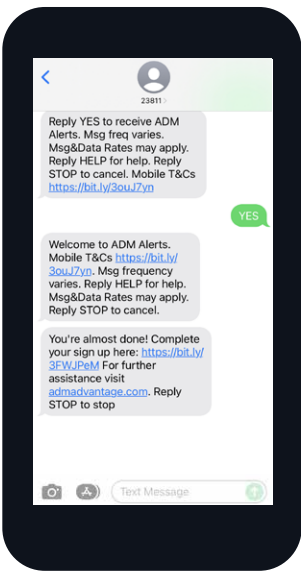
STEP 4A

If we have a matching phone number, you'll receive this text reply.

You're almost done! Complete your sign up here: <https://bit.ly/3FWJPeM> For further assistance visit admandvantage.com. Reply STOP to stop

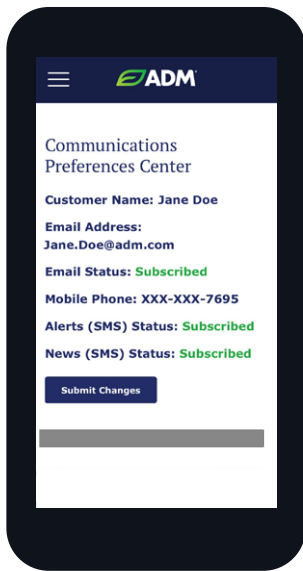
STEP 4B

If we don't have a matching phone number, you'll receive this text reply.



STEP 5

Once confirmed, you'll receive a web link to the Preferences Center.



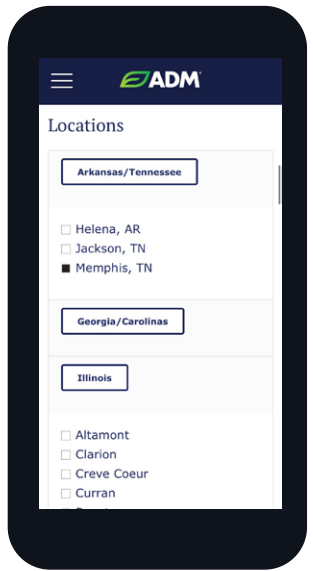
STEP 6

Review your opt-in email (if applicable) and last 4 of your phone number at the top of the web page.



STEP 7

Select your communication preferences.



STEP 8

Select your preferred location(s) communications. Click the Submit Changes button.

If you have any questions, please reach out to your ADM representative.

If your email status is showing **bounced** you can still receive emails, but our system has experienced a bounced email at some point. If your inbox is not full then you likely do not need to do anything. If your status is showing **undeliverable** or **unsubscribed** and you do not believe these to be correct, please contact your ADM representative.

If your SMS status is showing **pending** then it means our system has received the initial SIGNUP text, but has not yet received the YES reply for the full opt in. If it has been over an hour since you initially texted SIGNUP or toggled the opt in on the preference page, you will need to start the process over.

